

## An NGC Patriotic Standard Flower Show

PRESENTED BY

# Floral Designers of Wisconsin

Thursday, Aug. 13 through Sunday, Aug. 16, 2026

10am to 8pm

AT THE

## WISCONSIN STATE FAIR


Grand Champion Hall • 640 S 84th Street • West Allis, WI 53214

*Free Admission to State Fair Attendees*

MEMBER OF

National Garden Clubs, Inc. • NGC Central Region

Wisconsin Garden Club Federation • Milwaukee District Garden Clubs



## Contents

Flower Show Chairmen and Committees.....	1
General Show Rules.....	2
Awards.....	3
Division I – Design Rules.....	5
Division I – Design – <i>“In the Traditional Manner”</i> .....	6
Section A. Design – <i>“Star Spangled Banner”</i> .....	6
Section B. Tables – <i>“Steeped in Tradition”</i> .....	7
Scale of Points for Designs.....	8
Division II – Horticulture Rules.....	8
Division II – Horticulture – <i>“Planting America for 250 Years”</i> .....	9
Section A. Flowering Annuals – <i>“Melting Pot”</i> .....	9
Section B. Foliage Annuals – <i>“Devoted Foliage”</i> .....	10
Section C. Flowering Perennials – <i>“Valiant Blooms”</i> .....	10
Section D. Bulbs, Corms and Tubers – <i>“Loyal Blooms”</i> .....	10
Section E. Hosta – <i>“Glorious Shade”</i> .....	10
Section F. Trees – <i>“Leaders of the Landscape”</i> .....	11
Section G. Shrubs – <i>“Small and Mighty”</i> .....	11
Section H. Flowering Container-Grown Plant/s – <i>“Singular Glory”</i> .....	11
Section I. Foliage Container-Grown Plant/s- <i>“United We Stand”</i> .....	11
Section J. Flowering and/or Foliage Combination Planting – <i>“Steadfast Friends”</i> .....	11
Scale of Points for Horticulture – Sections A to I .....	12
Scale of Points for Horticulture – Section J .....	12
Division III – Education Rules.....	13
Division III – Education Exhibits – <i>“Celebrating Freedom”</i> .....	13
Exhibit 1. <i>“Welcome to America”</i> .....	13
Exhibit 2. <i>“Honoring Veterans”</i> .....	13
Scale of Points for Education Exhibits.....	13

# Flower Show Chairmen and Committees


<b>Club President</b>	Norma McReynolds	608-215-3030c
<b>General Chairman</b>	Kitty Larkin	262-295-2922c
<b>Schedule</b>	Liz Murken	920-379-4194c
	Kitty Larkin	262-295-2922c
	Norma McReynolds	608-215-3030c
	Maureen Wild Gordon	608-287-6501c
	Katie Jackson	262-236-9136c
	Nancy Gregory	414-916-1244c
	Carol Catlin	920-427-2435c
	Marion Books	920-810-5301c
Gretchen Vest	262-338-6645	
<b>Schedule Digital Design</b>	Norma McReynolds	608-215-3030c
<b>Staging, Properties, Signage</b>	Carol Catlin	920-427-2435c
	Kitty Larkin	262-295-2922c
	Nancy Gregory	414-916-1244c
	Norma McReynolds	608-215-3030c
<b>Design Entries, Classification and Placement</b>	Liz Murken	920-379-4194c
<b>Horticulture Entries, Classification and Placement</b>	Maureen Wild Gordon	608-287-6501c
	Marion Books	920-810-5301c
<b>Education Entries Chairman</b>	Carol Catlin	920-427-2435c
<b>Consultants</b>	Jill Albanese	617-662-0761
	Dave Winter	414-405-7995
<b>Judges</b>	Kitty Larkin	262-295-2922c
<b>Clerks</b>	Katie Jackson	414-916-1513c
<b>Awards</b>	Kitty Larkin	262-295-2922c
<b>Hospitality and Hostesses</b>	Katie Jackson	414-916-1513c
	Nancy Gregory	414-916-1244c
<b>Publicity</b>	Norma McReynolds	608-215-3030c

# General Show Rules

1. This flower show conforms to the standards established by National Garden Clubs, Inc. (NGC). The *Handbook for Flower Shows* (HB), as updated with revisions posted on the NGC website, is the authority for all issues not covered by the schedule which is the "Law of the Show." An updated copy of the *HB* may be downloaded from the NGC website at [gardenclub.org](http://gardenclub.org).
2. All members of the Wisconsin Garden Club Federation (WGCF) may enter the Design and Horticulture Divisions.
3. In an NGC Patriotic Show, the nation's flag will be displayed properly and predominantly by the Staging Committee. The USA flag and other national flags cannot be used in designs. Symbolisms—such as bunting—of the flag may be used. The flag cannot be used as part of a costume, an athletic uniform or embroidered on cushions or handkerchiefs.
4. Entries in the Design Division must pre-register July 15, 2024, with the Design Entries Chairman, **Liz Murken** at [lizmurken@gmail.com](mailto:lizmurken@gmail.com) or 920-379-4194. The Design Entries Chairman will provide and place all entry cards for the design classes.
5. No pre-registration is required for horticulture entries. Horticulture entry cards will be available from **Maureen Wild Gordon** at [wildgordonmaureen@gmail.com](mailto:wildgordonmaureen@gmail.com) or 608-287-6501 on June 1, 2026. **Horticulture exhibitors should fill out entry cards in advance in waterproof ink or typed.** Additional horticulture entry cards will be available at the show.
6. Each exhibitor is limited to one entry per class except in the Horticulture Division. Exhibitor may make more than one horticulture entry per class if each is a different species, variety, cultivar, type or color.
7. **All exhibits will be accepted from 6 to 9 AM, Thursday, August 13, 2026 in the Grand Champion Hall.**
8. Each Division's Classification Chairman will check exhibits for conformity to the schedule before judging, and can disqualify any entry not conforming to the schedule or not of flower show quality. Final determination for conformance is the judges' responsibility.
9. Judging will begin promptly at 10 AM by NGC Accredited Judges. Only the General Chairman, Classification Chairmen, Judges and Clerks will be allowed on the show floor during the time of judging. Judging will be by the NGC Standard System of Awarding, *HB* p. 5 and any additions found on the NGC website. The General Chairman and Classification Chairman for each division are available during judging for possible consultations.
10. All blue ribbon winning exhibits must be signed and dated by an NGC Accredited Judge on the judging panel. All non-blue ribbon exhibits scoring 90 and above must be so designated on the entry card, signed and dated by an Accredited Judge on the judging panel. All other entry cards must be initialed by an Accredited Judge on the judging panel.
11. Decisions of the judges are final. Awards may be withheld if not merited.
12. There must be an emphasis on **fresh** plant material. No artificial plant material is permitted in any exhibit in any division.

*(General Show Rules continued)*

- Plants on Wisconsin's Endangered or Threatened Species List must be grown by exhibitor. Plants on the Invasive List will not be accepted.
- All personal property should be clearly labeled. Floral Designers of Wisconsin will exercise all possible care of exhibits and will not assume any responsibility for loss or damage.
- Exhibits must remain in place until the flower show closes. Exhibits/properties must be removed between 7 and 9 AM on Monday, August 17, 2026 from Grand Champion Hall.



## Awards

### *Standard System of Awards*

The National Garden Clubs, Inc. Standard System of Awarding is used in all Divisions.

Blue Ribbon (1)	First Place	90 or above
Red Ribbon (1)	Second Place	85 or above
Yellow Ribbon (1)	Third Place	80 or above
White Ribbon (many)	Honorable Mention	75 or above

### *National Garden Clubs, Inc. Awards*

#### **Division I - Design Awards**

*General Requirements:* A minimum of four exhibits per class. There are two sections of three classes each for a total of 24 exhibits. Each exhibit is the work of one individual. Only one Design Division Award may be offered in any NGC Flower Show. (See *HB*, p. 42.)

#### **Holiday Excellence, a Division Award**

This award may be offered to the highest scoring blue ribbon exhibit scoring 95 or more in the entire Design Division entered by an individual. Rosette of red ribbons. **One** may be awarded. (See *HB*, p. 42.)

*(Awards continued)*

### **Designer's Choice Award, a Section Award**

This award may be offered to the highest scoring blue ribbon exhibit scoring 95 or more in **Section A, Classes 1, 2, and 3**. Twelve exhibits are required. Award is a rosette of purple ribbons. **One** may be awarded. (See *HB*, p. 42.)

### **Table Artistry Award, a Section Award**

This award may be offered to the highest scoring blue ribbon exhibit scoring 95 or more in **Section B, Classes 4, 5, and 6**. Twelve exhibits are required. The award is a rosette of burgundy ribbons. **One** may be awarded. (See *HB*, p. 43.)

## **Division II – Horticulture Awards**

### **Award of Horticultural Excellence, a Division Award**

This award may be offered to the highest scoring Blue Ribbon exhibit, scoring 95 or more and correctly named entered by an individual in the entire Horticulture Division. Award is a rosette of green, orange, and blue ribbons, **One** may be awarded. (See *HB*, p. 40.)

### **Award of Merit, a Section Award**

This award may be offered to the highest scoring Blue Ribbon exhibit, scoring 95 or more and correctly named in **Section A, Classes 1 to 9; Section B, Classes 10 to 13; Section C, Classes 14 to 25; Section D, Classes 26 to 29; and Section E Classes 30 to 33**. The award is a rosette of orange ribbons. **Five** may be awarded. (See *HB*, p. 41.)

### **Arboreal Award, a Section Award**

This award may be offered to the highest scoring Blue Ribbon exhibit, scoring 95 or more and correctly named in **Sections F, Classes 34 to 36 and Section G, Classes 37 to 39**. Award is a rosette of green ribbons. **Two** may be awarded. (See *HB*, p. 40.)

### **Grower's Choice Award, a Section Award**

This award may be offered to the highest scoring Blue Ribbon exhibit, scoring 95 or more and correctly named in **Section H, Classes 40 to 44; Section I, Classes 45 to 48; and Section J, Classes 49 to 51**. Award is a rosette of dark green ribbons. **Three** may be awarded. (See *HB*, p. 41.)

## **Division III – Education Exhibits Awards**

### **Educational Top Exhibitor Award, a Division Award**

This award may be offered to a Blue Ribbon exhibit scoring 95 or more if all NGC Top Exhibitor Requirements for the Educational Award are met. **Exhibits 1 and 2** are eligible. Only **one** is awarded. Rosette is of brown and white ribbons. (See *HB*, p. 43.)


## Division I – Design Rules

1. The NGC Exhibit Policies are printed in the *Handbook for Flower Shows*, Chapter 7 Exhibiting in the Design Division, NGC Policies and Guidelines.
2. Some plant material – fresh and/or dried – must be used in every exhibit. Plant material and non-plant material permitted and not permitted in the Design Division are printed in the *HB*, Chapter 7.
3. Fresh plant material may not be treated in any manner. Dried plant material, including wood, may be treated unless restricted by the schedule.
3. Advance registration with the Design Entries Chairman is required by **July 15, 2026**. An exhibitor may enter as many classes as desired, but may make only one entry in a class. To pre-register, contact **Liz Murken** at [lizmurken@gmail.com](mailto:lizmurken@gmail.com) or **920-379-4194**.
4. The exhibit entered into competition must be the work of only one (1) exhibitor and exhibitor's name must appear on entry card.
5. If the designer is unable to fulfill the assignment, it is the designer's responsibility to provide a substitute.
6. If the Designer is unavailable to transport and/or set up his/her completed design, a substitute person may enter the exhibit for the designer. The designer may receive exhibiting credit if needed.
7. All plant material used in the design must be identified on card – 3" x 5" – provided by the exhibitor and included with the entry tag.
8. When Design techniques are required, they must be listed on a card.
9. Plant material, including foliage, uncut fruit and vegetables, flowers and branches are permitted.
10. Plant material need not have been grown by designer.
11. A single flower is not a design. Container-grown plants are fresh plant material and are permitted in the Design Division where appropriate, but are **not** considered a floral design.
12. Landscapes, scenes or anything representing actual items of clothing, person, animal, etc., are not considered acceptable in the Design Division.
13. Religious symbols used in a design must be displayed in a respectful manner.
14. The following are permitted: sea fans, coral, sponges, bones, antlers, nests and naturally shed feathers from non-endangered species.
15. The following are not permitted: treated fresh plant material, artificial fruit, artificial flowers or foliage, prepared food or candy, cut fresh fruit and vegetables, lighted candles, live or taxidermy insects or animal.
16. American and other national flags are not permitted.
17. Use of components other than plant materials in design should be checked with the *HB*, pp. 80 and 81, for conformance.
18. The exhibitor is required to conform to the stated description and limitations of the Design Type, if named in the class.

*(Division I – Design Rules continued)*

19. Rules for Design Types, Advanced Design Types, Table Designs and Table Appointments are printed in the *HB*, Chapter 7.
20. Designer is on her/his honor that the design being entered has not been previously entered or previously judged in an NGC flower show.
21. The Scale of Points for the Design Division is listed in this schedule on page 8. (See *HB*, p. 130.)
23. Exhibitors may **not** remove any comment card placed by the Judges until the show closes.

## Division I – Design Sections and Classes



### *"In the Traditional Manner"*

*Eligible for Award of Design Excellence, a Division Award*

#### **Section A. "Star Spangled Banner"**

*Eligible for Designer's Choice Award*

##### **Class 1. "O! Say Can You See"**

(4 entries)

AN AMERICAN TRADITIONAL LINE MASS DESIGN that conforms to the characteristics of American Tradition styles. Linear pattern established and enhanced and strengthened by additional plant materials. Massed plant material emphasizes the center of interest but does not obscure the linear pattern. The design's line can be straight, angular or curved. The orientation of the design can be vertical, horizontal or diagonal. Staged on a gray platform 41" from floor provided by the Staging Committee. Space allowed is 24" wide by 32" high and 20" deep. Staging panel and underlay required and to be provided by exhibitor. Designer's choice of plant materials and components. (See *HB*, p. 71.)

**Class 2. "Rockets' Red Glare"** (4 entries)

AN AMERICAN TRADITIONAL LINE DESIGN that conforms to the characteristics of American Tradition styles. Great restraint in the quantity of plant materials used. Linear pattern is dominant and can be vertical, horizontal, crescent, S-curve or zig-sag. Staged on a grey 18" square pedestal that stands 36" from the floor and is provided by the Staging Committee. Space allowed is an 18" gray square. Maximum height allowed is 32". Exhibitor must provide an underlay. Designer's choice of plant materials and components. (See *HB*, p. 71.)

**Class 3. "Bombs Bursting in Air"** (4 entries)

AN AMERICAN TRADITIONAL MASS DESIGN that conforms to the characteristics of American Tradition styles. Large quantities of plant material that is integrated (not grouped) with a closed silhouette. Staged on a gray platform 41" from floor provided by the Staging Committee. Space allowed is 24" wide by 32" high and 20" deep. Staging panel and underlay required and to be provided by exhibitor. Designer's choice of plant materials and components. (See *HB*, p. 71.)

**Section B. "Steeped in Tradition"**

*Eligible for the Table Artistry Award*

**Class 4. "Welcoming Veterans Home"** (4 entries)

AN INFORMAL FUNCTIONAL TABLE for two. Casual table planned and set for actual food service. Convenience and sense of order must prevail. A decorative unit must be included. Coordination of components must be balanced within the allotted space. Staged on a black cloth-covered 36" round table, 30" from floor provided by the Staging Committee. Exhibitor must provide an underlay. Designer's choice of plant materials and components. (See *HB*, pp. 76-77.)

**Class 5. "4th of July Celebration"** (4 entries)

AN INFORMAL FUNCTIONAL TABLE for four. An informal alfresco (outdoor) dining experience planned and set for actual food service. A decorative unit must be included. Staged on a 36-inch square platform that is 18" from the floor and covered with a black cloth provided by the Staging Committee. Exhibitor must provide an underlay. Designer's choice of plant materials and components. (See *HB*, pp. 76-77.)

**Class 6. "Celebrating 250 Years"** (4 entries)

A SEMI-FORMAL BUFFET TABLE for four or more. Components conveniently and logically placed for ease of self-service. At least one (1) serving piece required. A decorative floral unit in proportion to the space allotted must be included. Staged on a black cloth-covered table that is 72" (6') long by 30" wide provided by the Staging Committee. Exhibitor must provide an underlay. Designer's choice of plant materials and components. (See *HB*, pp. 76-77.)

## Scale of Points for Designs

See *Handbook for Flower Shows*, p.130.


<i>Criteria</i>	<i>Points</i>
Conformance	
To Type	7
To Schedule Requirements	7
Design Principles	48
Selection of Components	8
Organization of Components	8
Expression	8
Distinction	14
<b>Total</b>	<b>100</b>

### Division II – Horticulture Rules

1. The rules for a single species cut or container-grown specimens are listed in the NGC *Handbook for Flower Shows (HB)*, Chapter 6, or its supplement, *Horticulture Exhibiting and Judging*.
2. If a plant is considered a flowering plant, it should be exhibited as a flowering specimen. Foliage plants may be flowering but should be exhibited as a foliage plant if they are grown and exhibited for their leaves.
3. All entries must be checked by the Horticulture Entries Chairman, **Maureen Wild Gordon**, the day of the show. The chairman reserves the right to make necessary changes in the entry's placement in classes and subclasses.
4. Specimens with a class designation in the schedule may not be entered in the "Any Other Worthy Named Specimen" class.
5. All exhibits must be **fresh** and have been grown by the exhibitor.
6. Exhibit must have been in the possession of the exhibitor for at least 90 days. Three or more plants in the same container must have been grown together for a minimum of six (6) weeks. Arboreal exhibits must have been in the possession of the exhibitor for at least 6 months. Trough exhibits must have been growing together for at least 6 months. Exception: early maturing seeds/transplants; forced bulbs, corms/tubers/rhizomes; and early maturing crops. See the chart in the *Handbook for Flower Shows*, p. 55 for specifics.
7. **Exhibitor should fill out entry cards in advance with waterproof ink or typed.** For a correctly completed card see *HB*, p. 56. Entry cards are available before the show from the Show Chairman and additional cards will be at the show.
8. Plant material must be in its natural state and may not be altered by application (treatment) of oil or commercial "shine" products that change the natural appearance. No wiring of specimens is permitted.
9. **Exhibitor should bring each cut specimen to the flower show in a clear transparent, colorless, glass bottle.** Wedging material (bubble wrap) will be available if needed.
10. Cut specimens should not have foliage below the water line, except for *Gladiolus*.

*(Division II – Horticulture Rules continued)*

11. Only foliage and/or flowers naturally grown and still attached to the specimen are permitted. Unattached foliage is never included with a cut bloom specimen.
12. Each exhibitor is responsible for the complete and correct labeling of entries (binomial name: genus, specific epithet, cultivar) and the common name, if possible. A plant must be identified by its binomial name or its currently accepted scientific identification to be eligible for a Top Exhibitor Award. Common names may be added following binomial name. See [powo.science.kew.org](http://powo.science.kew.org) for help. (See Horticulture Awards on page 4.)
13. An exhibitor may enter as many exhibits in any one class, or subclass, as the schedule permits. However, each exhibit must be a different cultivar, color or type.
14. Double potting permitted. Inner pot must not be visible.
15. Maximum size of container for container-grown plants is 12".
16. Top dressing such as pebbles, sand etc. is permitted on container-grown plants.
17. Cut branches/stems not to exceed 30" from apical tip of specimen to cut end.
18. The Horticulture Classification Committee Chairman and/or General Show Chairman are free to subdivide classes by color, form, size, cultivar or other distinguishing characteristics.
19. The Scales of Points for Horticulture are in *HB*, p. 129, and page 12 of this schedule.



## Division II – Horticulture Sections and Classes

### *"Planting America for 250 Years"*

*Eligible for Award of Horticultural Excellence, a Division Award*

#### **Section A. "Melting Pot"**

*Eligible for Award of Merit, a Section Award*

Flowering Annuals – one cut stem, flowering with foliage, 30" maximum length.

- Class 1. *Amaranthus* (Amaranthus)
- Class 2. *Celosia* (Celosia) 2 sets of leaves
- Class 3. *Helianthus* (Sunflower) 2 sets of leaves
- Class 4. *Pelargonium* (Geranium)
- Class 5. *Petunia* (Petunia)
- Class 6. *Salvia* (Salvia)
- Class 7. *Tagetes* (Marigold)
- Class 8. *Zinnia* (Zinnia) 2 sets of leaves
- Class 9. Any Other Worthy Named Specimen

*(Horticulture Sections and Classes continued)*

**Section B. "Devoted Foliage"**

*Eligible for Award of Merit, a Section Award*

Foliage Annuals – one cut stem, foliage, 30" maximum length.

Class 10. *Hypoestes* (Polka Dot Plant)

Class 11. *Plectranthus scutellarioides* (Coleus)

Class 12. *Senecio* (Dusty Miller)

Class 13. Any Other Worthy Named Specimen

**Section C. "Valiant Blooms"**

*Eligible for Award of Merit, a Section Award*

Flowering Perennials – one cut stem with foliage, 30" maximum length.

Class 14. *Asclepias* (Milkweed)

Class 15. *Aster* (Aster) 2 sets of leaves

Class 16. *Astilbe* (False Spirea)

Class 17. *Coreopsis* (Tickseed)

Class 18. *Echinacea* (Coneflower) 2 sets of leaves

Class 19. *Eupatorium* (Joe Pye Weed)

Class 20. *Liatris* (Blazing Star)

Class 21. *Lobelia* (Lobelia)

Class 22. *Rudbeckia* (Black-Eyed Susan) 2 Sets of leaves

Class 23. *Salvia* (Salvia)

Class 24. *Verbena* (Verbena)

Class 25. Any Other Worthy Named Specimen

**Section D. "Loyal Blooms"**

*Eligible for Award of Merit, a Section Award*

Bulbs, Corms and Tubers – one cut stem, flowering, maximum length 30".

Class 26. *Dahlia* (Dahlia) 2 sets of leaves

Class 27. *Gladiolus* (Gladiolus)

Class 28. *Lillum* (Lily)

Class 29. Any Other Worthy Named Specimen

**Section E. "Glorious Shade"**

*Eligible for Award of Merit, a Section Award*

Hosta – single stem, length in proportion to leaf size.

Class 30. Small (up to 3" across)

Class 31. Medium (3" up to 6" across)

Class 32. Large (6" up to 8" across)

Class 33. Extra Large (over 8" across)

*(Horticulture Sections and Classes continued)*

**Section F. "Leaders of the Landscape"**

*Eligible for Arboreal Award, a Section Award*

Trees – arboreal specimen must be no longer than 30" from apical tip to cut end and have several nodes.

Class 34. Conifers Tree

Class 35. Flowering/Fruited Tree

Class 36. Foliage Tree

**Section G. "Small and Mighty"**

*Eligible for the Arboreal Award, a Section Award*

Shrubs – arboreal specimen must be no longer than 30" from apical tip to cut end and have several nodes.

Class 37. Conifers Shrub

Class 38. Flowering/Fruited Shrub

Class 39. Foliage Shrub

**Section H. "Singular Glory"**

*Eligible for Grower's Choice Award, a Section Award*

Flowering Container-Grown Plant/s – one genus, self-multiples, multiple plantings. Maximum container size – 12".

Class 40. *Begonia* (Begonia)

Class 41. *Impatiens* (Impatiens)

Class 42. *Orchid* (Orchid)

Class 43. *Pelargonium* (Geranium)

Class 44. Any Other Worthy Named Specimen

**Section I. "United We Stand"**

*Eligible for Grower's Choice Award, a Section Award*

Foliage Container-Grown Plant/s – one genus, self-multiples, multiple planting. Maximum container size – 12".

Class 45. Cacti/Succulents

Class 46. *Hedera* (Ivy)

Class 47. Ferns

Class 48. Any Other Worthy Named Specimen

**Section J. "Steadfast Friends"**

*Eligible for Grower's Choice Award, a Section Award*

Flowering and/or Foliage Combination Planting – three or more botanically different plants with similar cultural requirements such as light, water and humidity. Maximum container size – 12".

Class 49. Dish Garden (miniature landscape in an open, low-volume, shallow container)

Class 50. Planter (grouping of plants in an indoor or outdoor container)

Class 51. Terrarium (miniature landscape in a container with high transparent sides, top is closed or open)

## Scale of Points for Horticulture – Sections A to I

All cut or container-grown horticulture specimens and collections  
(Arboreal, Flowering, Foliage, Fruit/Vegetable/Nuts)  
See *Handbook for Flower Shows*, p. 129.

<b>Criteria</b>	<b>Points</b>
Conformance	5
Plant Identification	5
Peak of Perfection	
Form	20
Color	20
Maturity/Size	20
Condition/Blemishes	15
Grooming/Staging	
Grooming	10
Staging	5
<b>Total</b>	<b>100</b>

## Scale of Points for Horticulture – Section J

Combination plantings and gardens  
See *Handbook for Flower Shows*, p. 129.

<b>Criteria</b>	<b>Points</b>
Conformance	5
Plant Identification	5
Labeling	5
Peak of Perfection	
Form	10
Color	10
Condition/Blemishes	10
Show-Worthy Size	5
Overall Effect	30
Creative/Distinctive	5
Grooming	10
Staging	5
<b>Total</b>	<b>100</b>

## Division III – Education Rules

1. Education Exhibits may be the work of more than one individual or organization unless a Student Judge or an Accredited Judge seeking exhibiting credit for preparing an educational exhibit.
2. Names of exhibitors may appear in the schedule **only** if the exhibits are not being judged.
3. An exhibit must occupy a minimum of eighteen (18) square feet of surface area.
4. Some plant material is required. No artificial plant material is permitted.
6. Advanced registration is required by **July 15, 2026**, with the Education Entries Chairman, **Carol Catlin** at 920-427-2465 or [crcat34@gmail.com](mailto:crcat34@gmail.com).
7. Each exhibit will be staged on tables 72" inches long x 30" deep, draped in black, provided by Staging Committee.
8. Exhibits are competitive if competing for awards or non-competitive if not judged. The Scale of Points for Education Exhibits listed below and in the *HB*, p 131 will be used to judge the exhibits.

## Division III – Education Exhibits "Celebrating Freedom"

*Eligible for Educational Award, a Division Award*

**Exhibit 1. "Welcome to America"**

Exhibit will explore native plants and/or indigenous planting practices.


**Exhibit 2. "Honoring Veterans"**

Exhibit will explore Blue Star and/or Gold Star Family Markers in Wisconsin.

### *Scale of Points for Education Exhibits*

*See Handbook for Flower Shows, p.130.*

<i>Criteria</i>	<i>Points</i>
Educational Value	
Interest to Viewer	25
Clear, Concise Presentation	15
Adequate Signage	10
Conforms to NGC Objectives	10
Staging	
Craftsmanship/Technique	10
Distinction	10
Creativity and Expression	20
<b>Total</b>	<b>100</b>



# 250 Years of TRADITION

## Special Thanks

Thanks to all Members of WGCF and the Staff of Grand Champion Hall for contributing to the success of the flower show.


## Award Applications

If merited, the Floral Designers of Wisconsin will apply for:

- NGC Patriotic Standard Flower Show #FS-3A
- WGCF Patriotic Club Standard Flower Show Award #16
- WGCF Schedule Award #28
- WJC Educational Award #27

## Schedule Review

Schedule was reviewed by Wendy Kramer, Wisconsin Garden Club Federation (WGCF) Flower Show Schedule Chairman, on April 2, 2026.



Show Schedule as of April 23, 2026

